

# Financial development during 2024

Stichting Pensioenfonds  
SABIC



## Key figures

	Q1 2024	Q2 2024	Q3 2024	Q4 2024
Policy funding level	122,7%	122,3%	121,0%	119,7%
Funding level	119,1%	121,7%	120,6%	117,1%
Pension assets	2.955	2.922	3.073	3.065
Pension liabilities	2.482	2.402	2.547	2.616
Actuarial interest rate	2,4%	2,6%	2,3%	2,2%
Annual return	1,6%	0,7%	6,2%	6,3%

The figures in this document are partly based on estimates and have not been verified by the external auditor and certifying actuary.

## Financial position of SPF

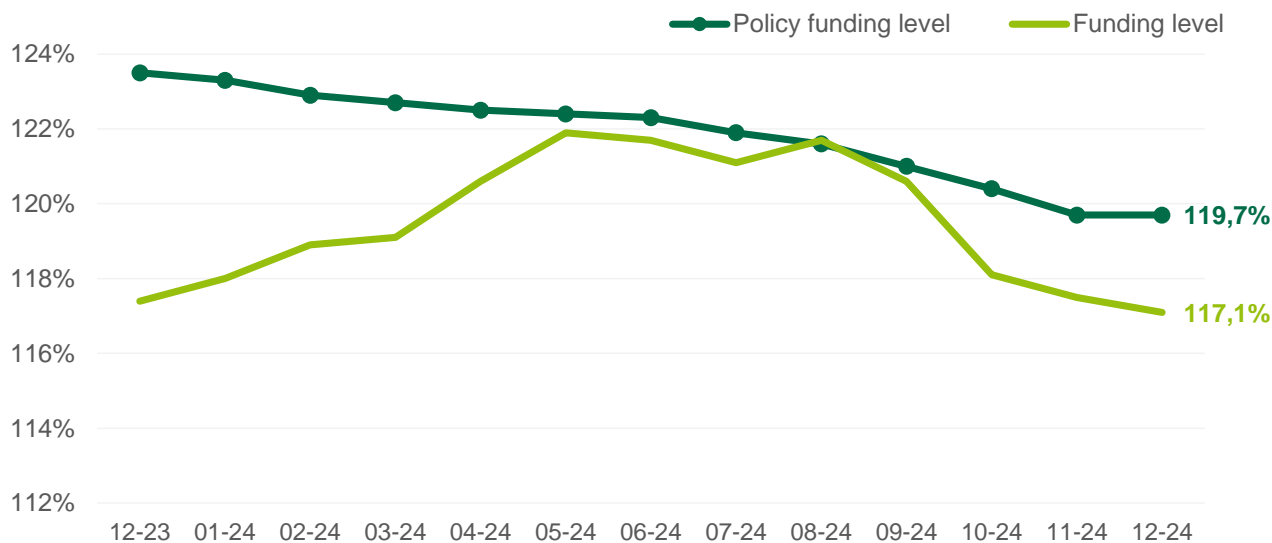
The financial position of the pension fund is expressed in the **funding level**. The funding level is the ratio between the capital of a pension fund and all its pension obligations. The **pension assets** are invested in various investment categories to spread risks. The provision for **pension liabilities** is the money that the pension fund must have “in the pot” to be sure that it can pay for all pensions including current ones and those in the future. The provision for pension liabilities was calculated as a cash value based on the **actuarial interest rate**, in line with the regulations of De Nederlandsche Bank. This means that when the actuarial interest rate decreases, the amount of the provision increases.

In addition to the funding level, the **policy funding level** is also determined each time. This is equal to the average of the last twelve monthly funding levels.

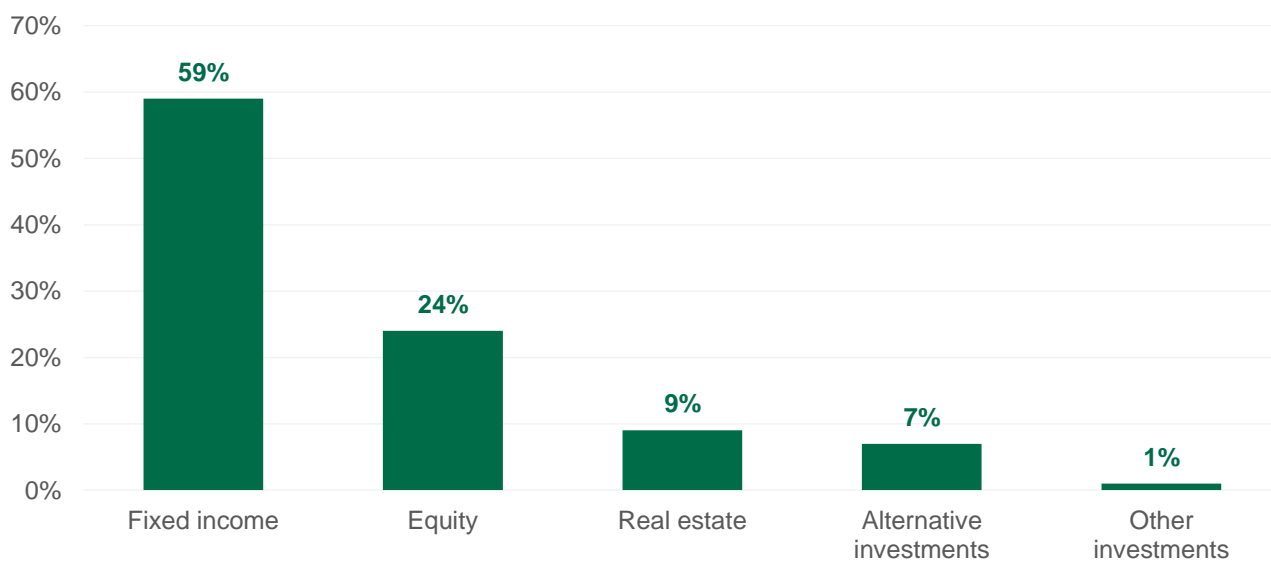
The board of SPF decides whether or not to increase or decrease the pensions based on the funding level and the policy funding level that apply at the end of the year. As a result of the decision to increase the pensions, the funding level decreases by 1.5%-point. The pension increase has been incorporated into the funding level as of year-end 2024.

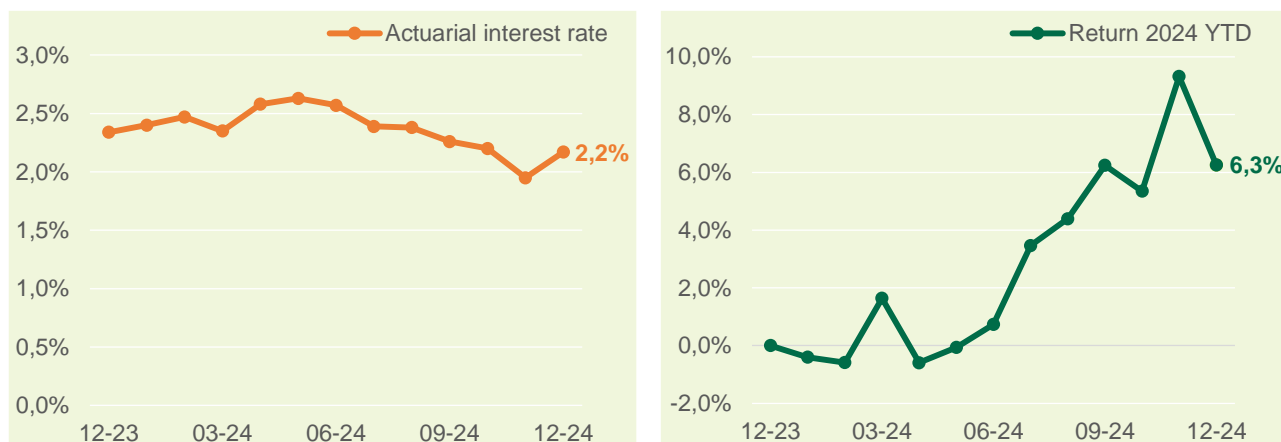
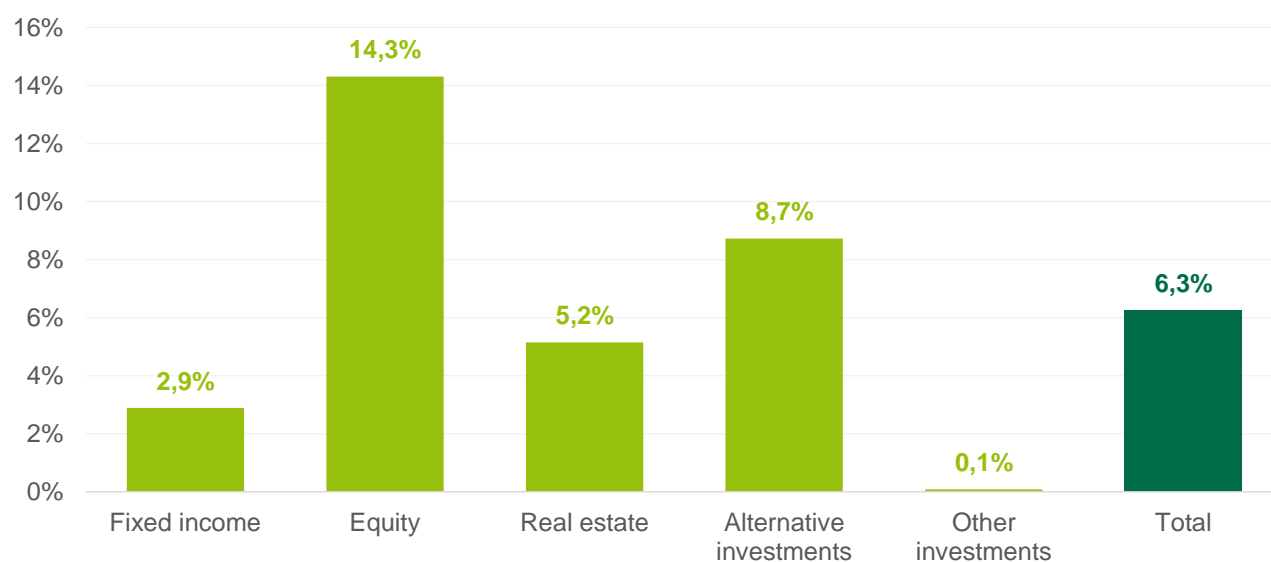
The **annual return** is the weighted average returns of the various investment categories, calculated from the beginning of the year.

**Figure 1 Development (policy) funding level**



**Figure 2 Distribution pension investments by asset class**



**Figure 3** Development actuarial interest and annual return**Figure 3** Annual return per asset class

## Contact details

DPS is responsible for the administration of the pension scheme and asset management. If you have any questions about this information or concerning other pension topics, then please contact us via one of the following means:

<b>Telephone number</b>	088 - 3601 555
<b>E-mail</b>	spf@dpspensioen.nl
<b>Website</b>	www.spf-pensioenen.nl